


MODEL NUMBER	FP-50 TON SPECS.	FP-100 TON SPECS.
Tons of force (maximum)	50	100
Approach speed (inches per minute)	140	85
Press speed (inches per minute)	17	10
Return speed (inches per minute)	210	106
Table pressing surface left to right	34	34
Table pressing surface front to back	30	30
Daylight	22	22
Maximum stroke (adjustable)	15	15
Floor to table	33.5	33.5
Front to back	56.5	56.5
Height (overall)	92	92
Width	71.5	71.5
Upper platen pressing surface left to right	34	34
Upper platen pressing surface front to back	30	30
Motor HP @ 1750 RPM	10 HP	10 HP
Voltages available	230 / 460 / 575 3 PH. 60 HZ.	

4 POST PRESS 50 & 100 TON

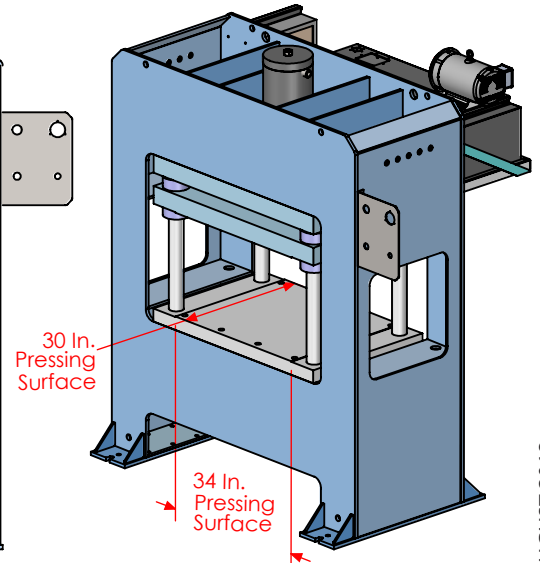
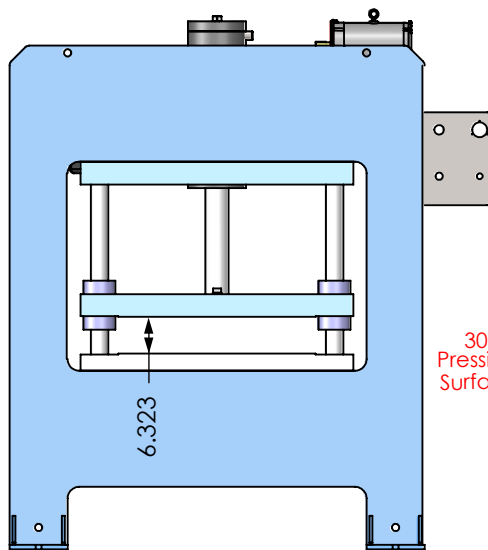
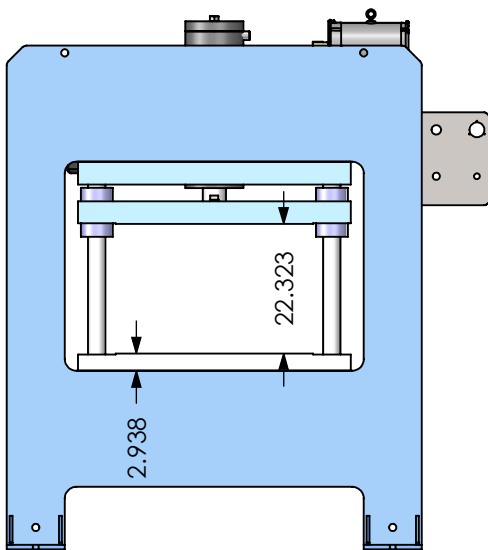
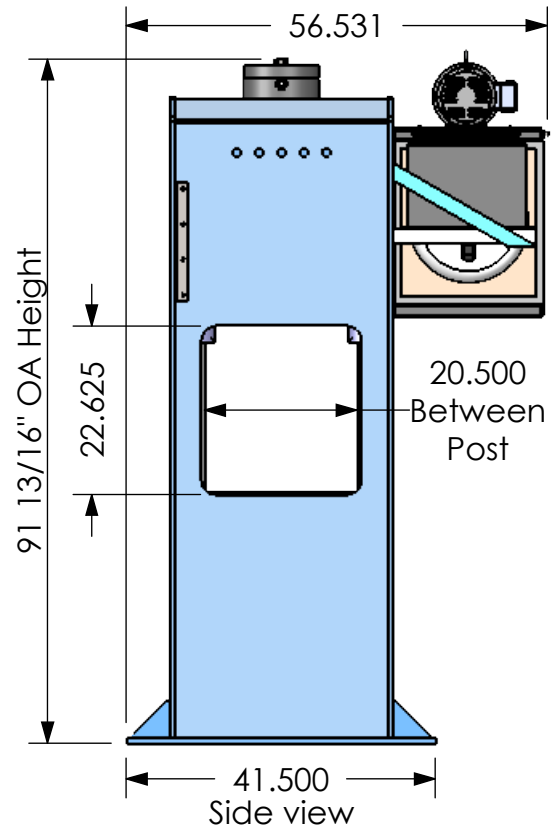
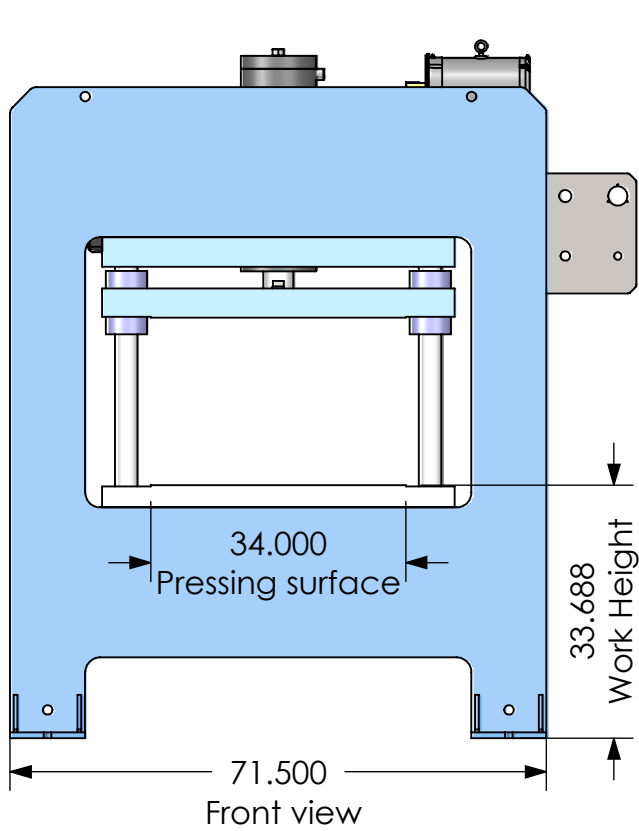
STANDARD FEATURES

- ✓ Pressure gauge.
- ✓ Pressure regulator.
- ✓ Adjustable speed control.
- ✓ Adjustable stroke control.
- ✓ Pressure reversal switch.
- ✓ Ram travel is guided by 4 precision-ground chromed rods.
- ✓ Jog mode used for simplifying setups.
- ✓ Dual Control - your choice of using:
 - (1) Moveable pedestal c/w dual electric palm buttons & extra emergency stop or
 - (2) Foot pedal.
- ✓ P.L.C. programmable control system.
- ✓ Quality BALDOR motor, low speed.
- ✓ Air-Cooled industrial oil cooler.
- ✓ **All hydraulic and mechanical parts are standard** in the industry, and available throughout North America.

MODEL	WEIGHT (LBS.)	SHIPPING DIMENSIONS L x W x H
FP-50	9,200	60" 86" 102"
FP-100	9,800	60" 86" 102"



4 POST PRESS 50 & 100 TON DIMENSIONS (INCHES)



The above specification are our standard dimensions, custom dimensions are available upon request.